

适应社会需求能力评估自评报告

(2018

目 录

.....	1
.....	3
.....	4
.....	8
.....	10
.....	14
.....	17
.....	20
.....	21
.....	21
.....	21

长沙航空职业技术学院 适应社会需求能力评估自评报告

2018

2018 17

2018 2018

160

1973 1998 3

800 4.46 1.44

9000 740

8

2



23

2

3

1

10

3

486

17

142

408

200

30

170

3

1

1

9

1

20

26

1

8

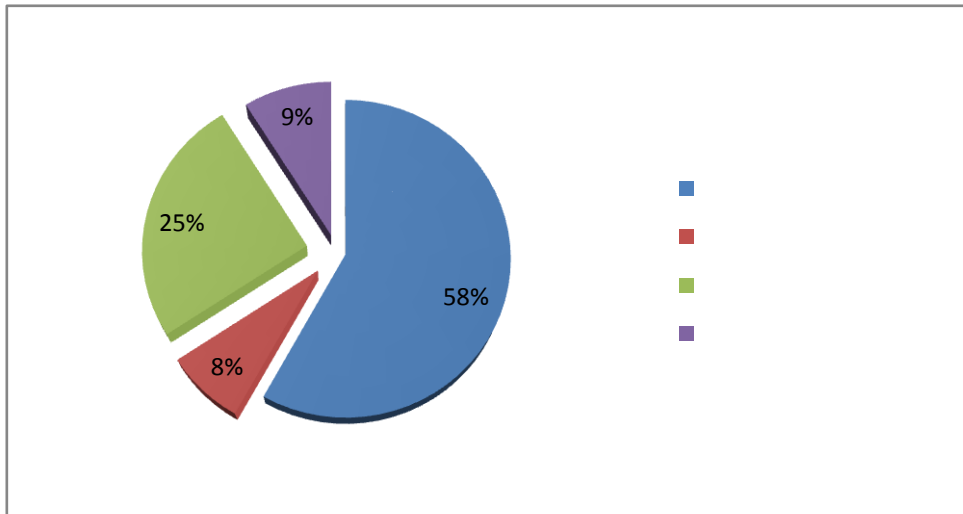
2015



1.

2017	25718.44	11.41%
	14936.85	58%
	1963.1	8%
	2291.76	9%

1



1

3630.55

4243

3569.52

4504.77

9925.3

11367.33

2.

11600

14370.59

16148.54

39

48

-x

5

3.

2319

26

3800Mbps

7000Mbps

5000

16

542

282

72652

202491

7879GB 2017

7

2

MOOC

4.

1

1

8

10

2

2

167489

147715.46

19773.54

18.82

5.

2017

5

8

5623.1

108

81529.15

6320

9.16

0.71

5701

5712

194

300

2016-2017

3377880

379.6

1.

		486			1
			1		
	4		2		1
		1		9	
1		20		26	
	16		8	8	9
			39.5%		

2.

2016-2017

154

18896

91.23

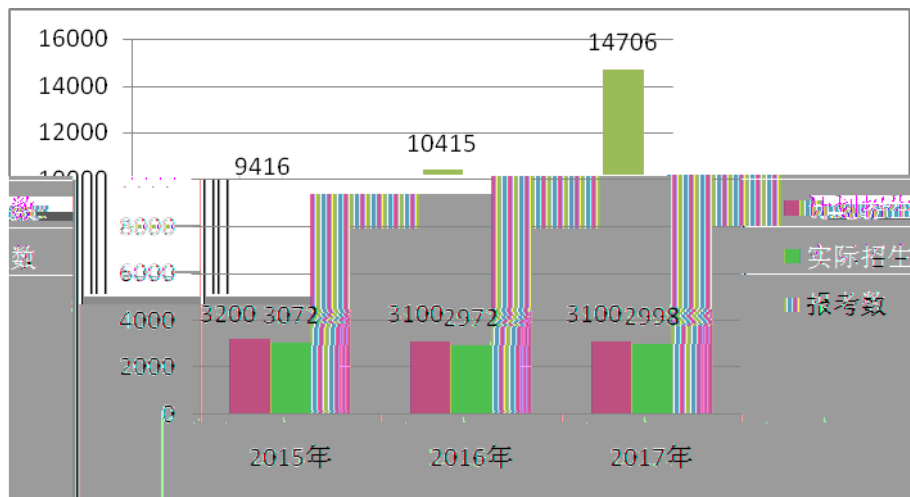
1.

2017

4.74

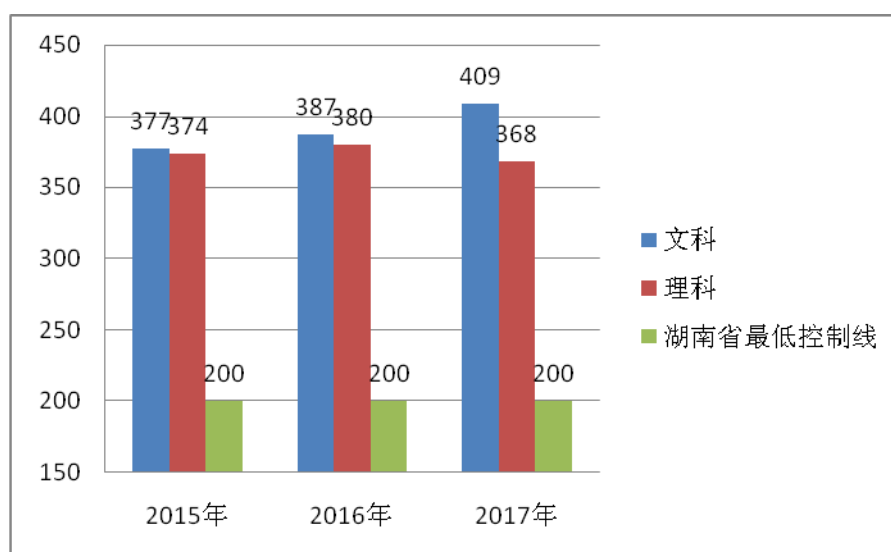
96.7%

2



2

3



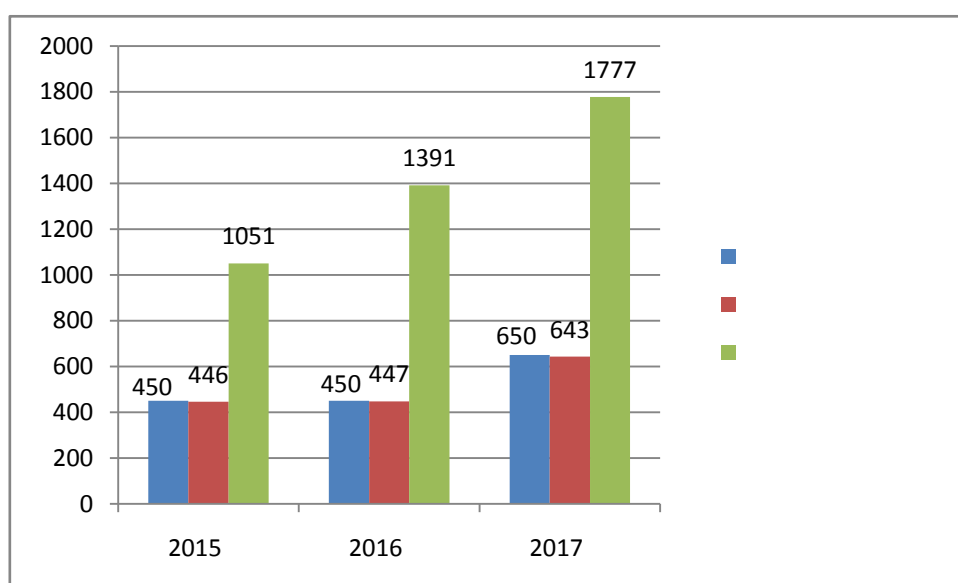
3

2017

2.73

98.92%

4



4

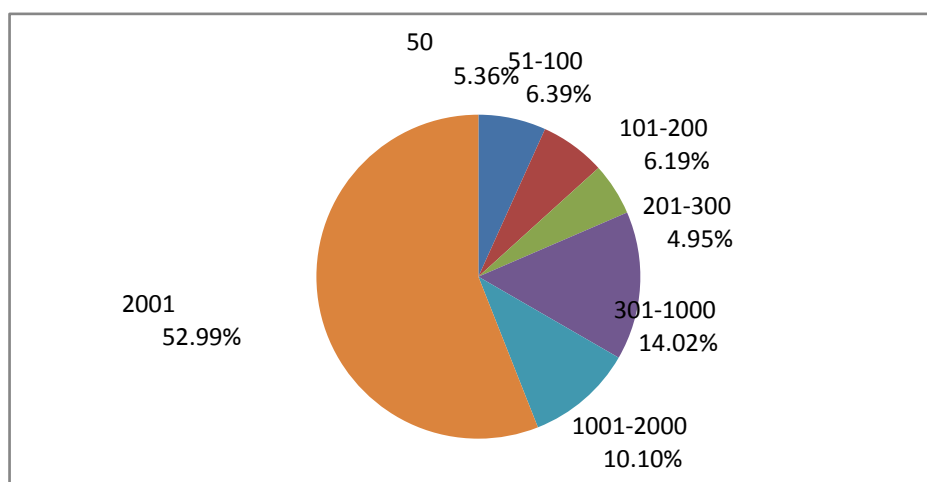
2.



			2014	
				2015
	2016			
2017				
		2017	2983	
2821	50		96.25%	
		80%		
				93.50%
		2017		
1224	43.39%		1597	56.61%
		2017		

2000 52.99% 500
 663 23.5% 300-1000
 14.02% 527 18.68%

5



5

4507.81 /

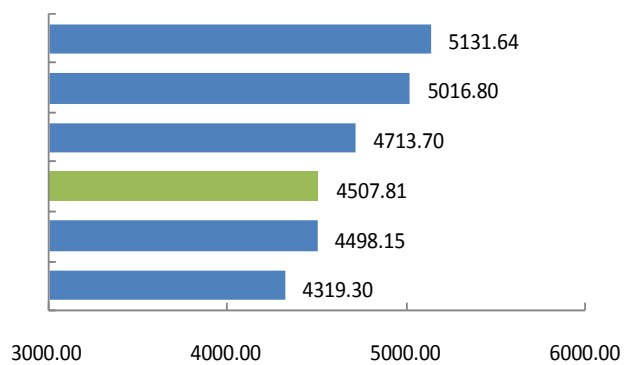
3181.45 /

1326.36 /

5131.64 /

5016.80 /

6



6

/

31.31%

22.63%

11.11%

3.

2017

2983

5

182

2607

87.4%

2386

221

11

90%

1.

	2	3
	3	2
	1	23
2.		
2017		8899
		23
2991		33.61%
2674		30.04%
1884		21.17%
1350		15.17%
3.		

2015

5720 5702

3482

6 177

84 2017

5701

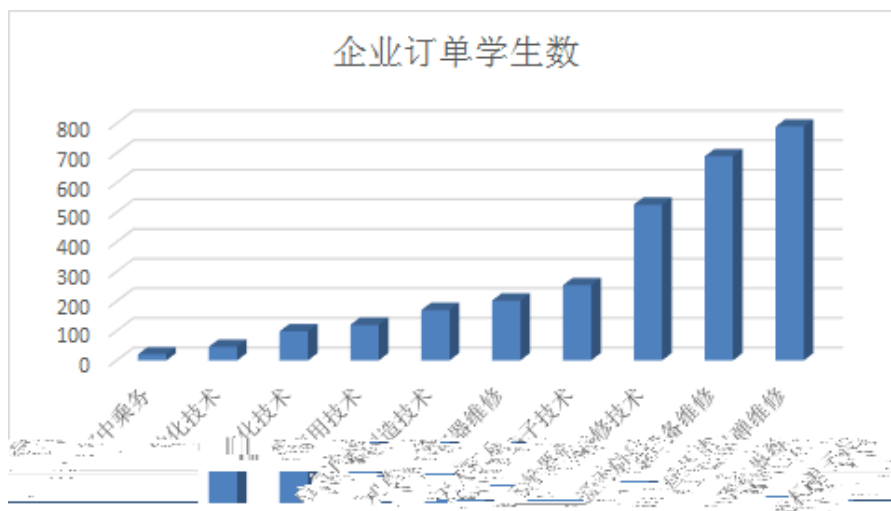
10 2012

9

46 1954

2914 32.74%

7



7

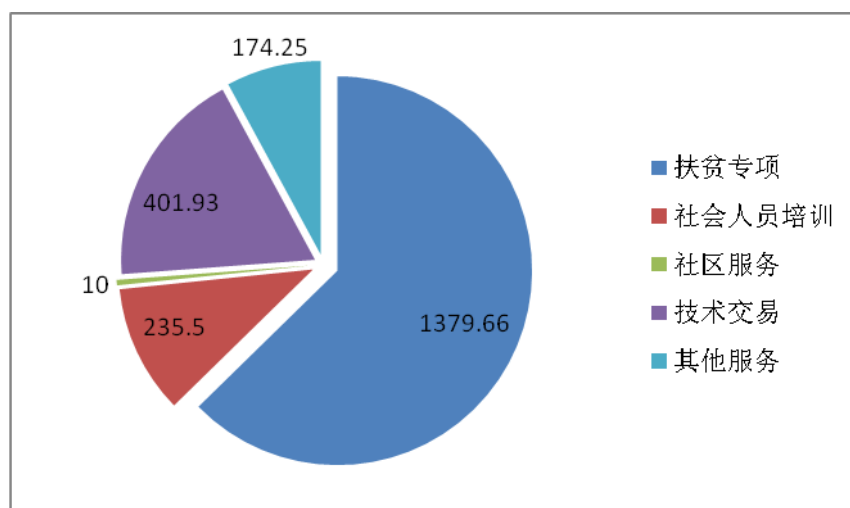
()

1.

2017

2201.34

8



8

()

1

2017



1379.66

2

147

25

248557

235.5

3

2014

2016

e

10

4

16

401.93

5

10

174.25

2.

CCAR-147

2017

2451.46

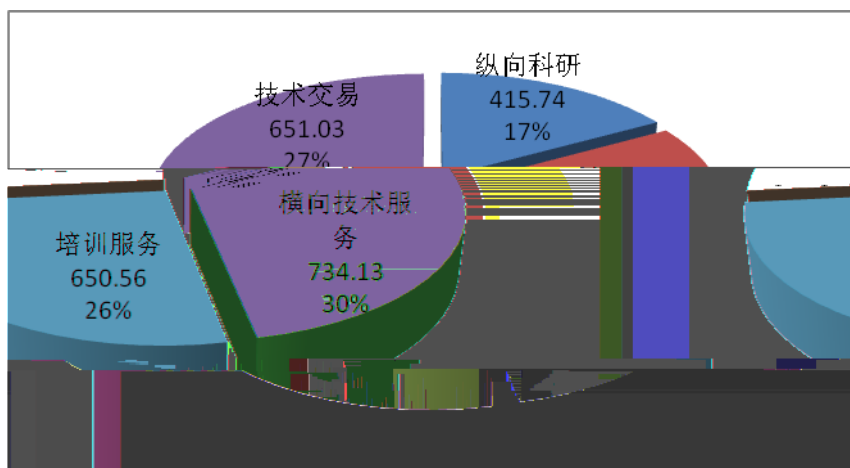
415.74

734.13

650.56

651.03

9



9

()

3.

1.8

30000

3

2017

2000

-

3-5

1.

147

2.

,



3.

4-5

CCAR-147

CCAR-66